


Play Value 17

Climbing



X1

Meeting



X3

Balancing



X6

Climbing



X1

Crossing



X5

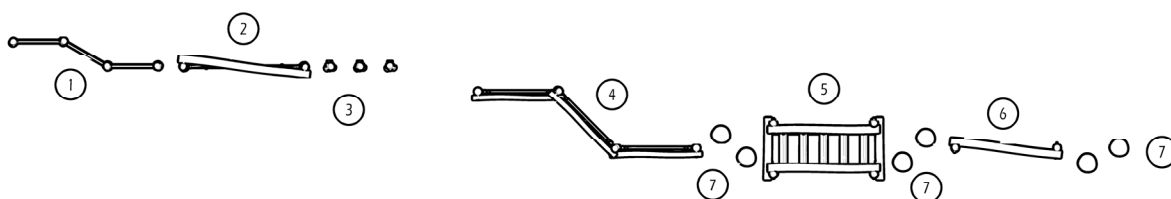
Hanging



X1

## Components

- ① Horizontal bars
- ② Vertical net
- ③ Climbing pasts
- ④ Rope walk away
- ⑤ Swinging log steps
- ⑥ Balancing beam
- ⑦ Japanese steps



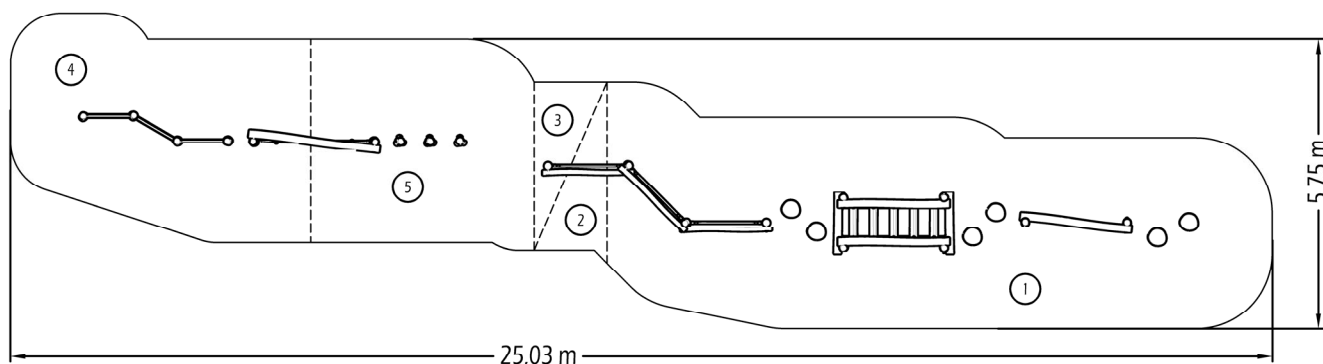
## Installation of equipment

**IMPORTANT:** It is essential to refer to the installation instructions for information on the size of the safety areas.

- Impact area (minimum normative surface)
- - - - - Free space



1	0,60m	52m <sup>2</sup>
2	1,00m	2m <sup>2</sup>
3	1,40m	2m <sup>2</sup>
4	1,70m	23m <sup>2</sup>
5	2,10m	18m <sup>2</sup>



2

7h00

1,28m<sup>3</sup>

97m<sup>2</sup>

1078kg

400 kg



EN

1176